



T500/1000 Series

P2.6 P2.9 P3.91 P4.81

Dual service frontal rear Rental LED display



Ultra-lightweight and space saving with a number of core technologies
Innovative structural design. Seamless Display and visual Effects.



IP65 Protection



Thin Cabinet



Fast-assembly



High Refresh Rate



High Contrast



Front/Rear Service



Gray Scale 16bit



Wide Viewing Angle

T500/1000 series

rental LED Display

T500/1000 series rental LED Display new design incorporates many aesthetic elements, adopts high strength die-casting aluminum. better performance with high definition visual display



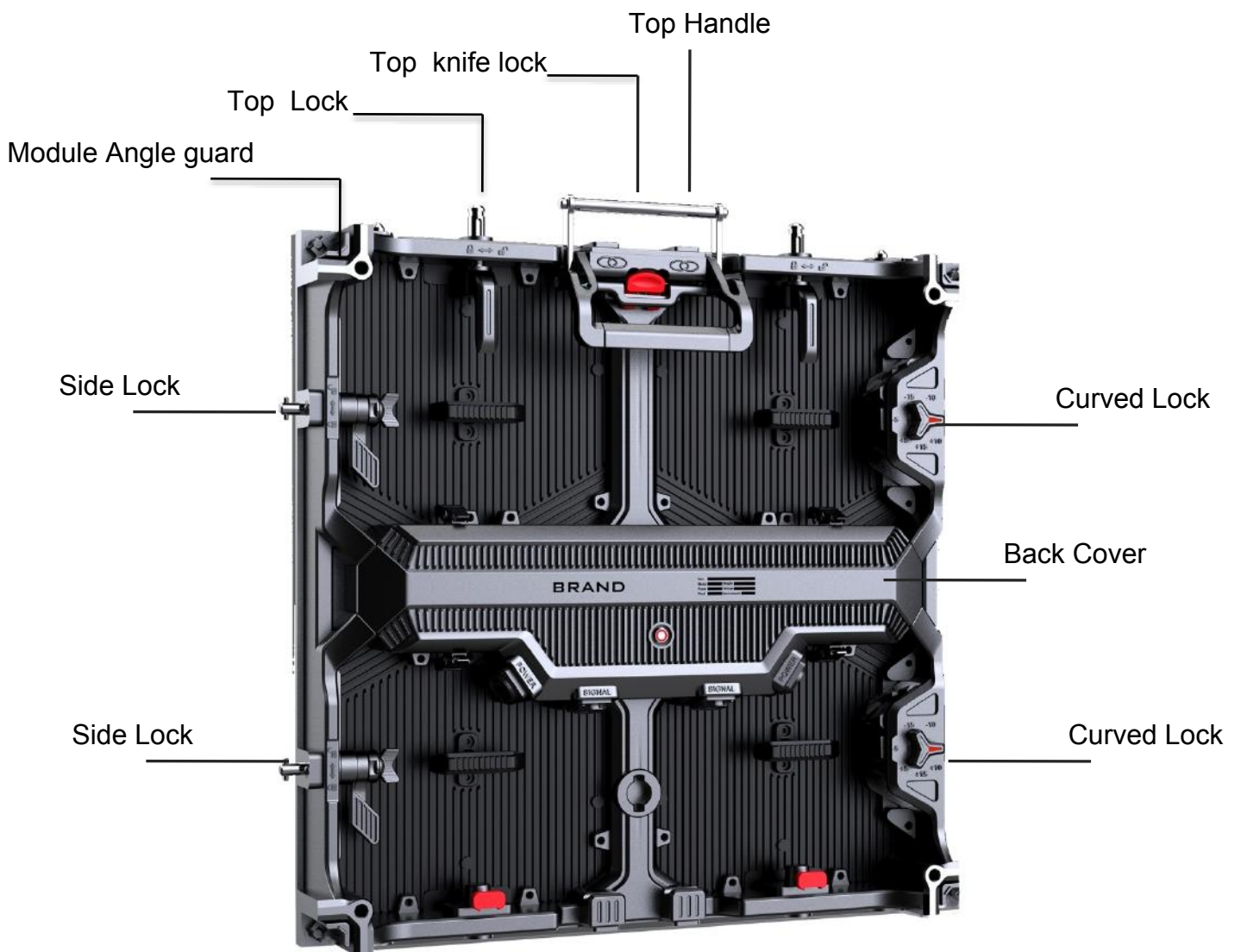
T500 only 7.5kg per cabinet

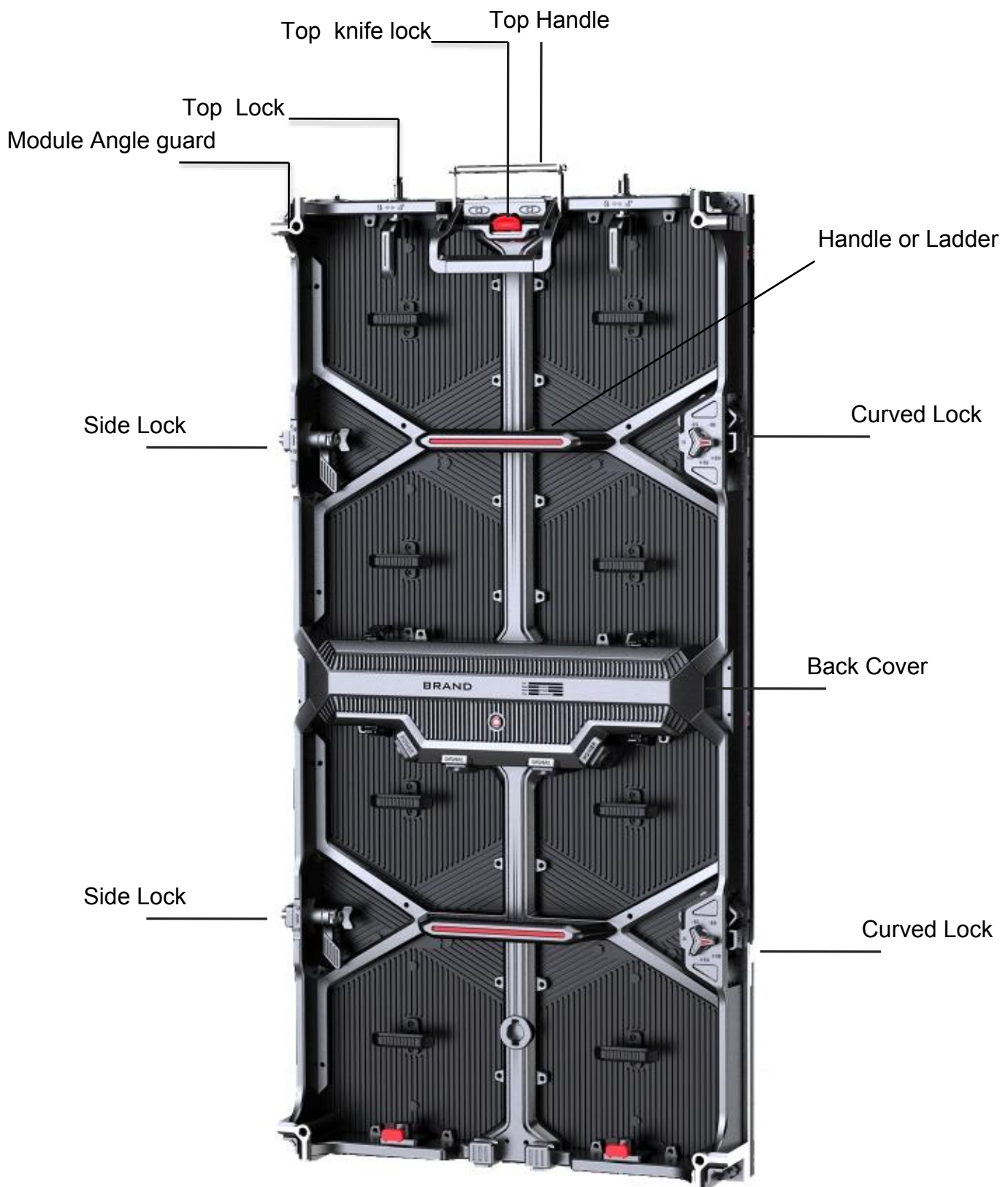


T1000 only 12kg per cabinet

Perfect Structure

Has the domestic top design team,the design innovation has its own unique philosophy,with a number of core technologies.Innovative structural design.avant-garde body lines.give you extraordinary experience





Module corner protection

Corner protection, transport bump prevention, easy to use



模组边角防护
Waterproof Rubber Ring

Design of climbing ladder

It can be maintained or installed by climbing ladders on the cabinet



Detachable Back Cover

Adopts Optimized Control Box with Quick removable without any tools
optional the back box(includes power supply and control cards) is
removable quickly for replacement and maintain


HUB板

HUB board



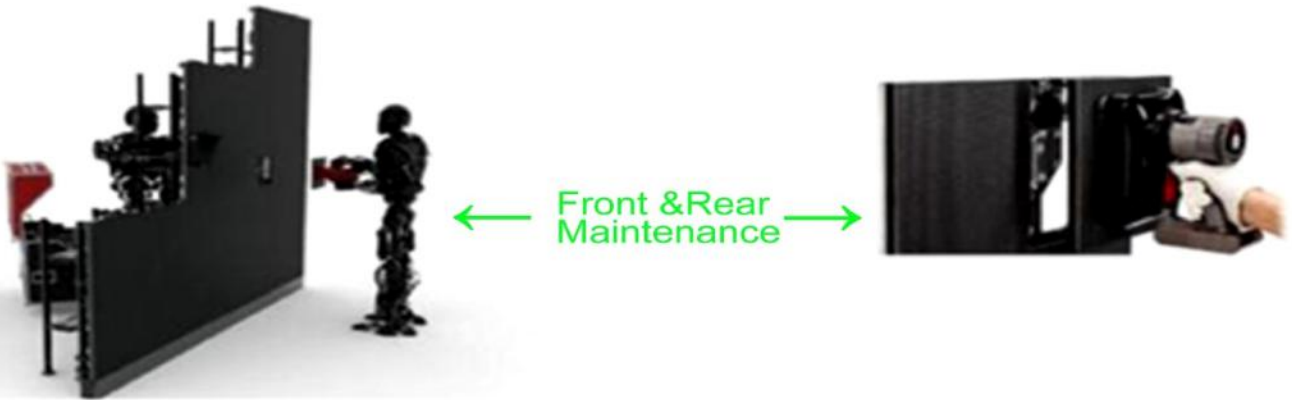
电源

Power supply




Front & Rear Maintenance

T500/1000 Series Rental LED Display is dual maintenance product. not only 100% front accessible but also can do rear service. The LED panels are magnetic and can be removed by tools from front side in 5 seconds. easy and convenient, save you cost and labor



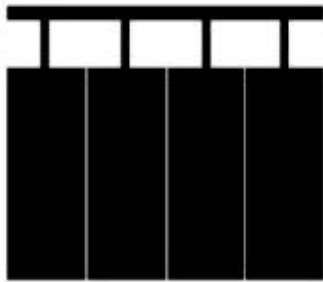
Curved Installation

In order to meet the various aspects of the LEDscreen field. T500/1000 series led display design for Curved with every 2.5° between -10° and 10°, which can make convex and concave




Multi Installation Way of Cabinet


Support 3 installation ways of cabinet with hanging installation, concave& convex installation, stack installation.



Hanging installation



Concave & Convex



Stack installation

Products



P2.604

96*192 dots/module
250*500mm Panel
500*500mm
500*1000mm
Indoor&Outdoor Display



P2.976

84*168 dots/module
250*500mm Panel
500*500mm
500*1000mm
Indoor&Outdoor Display



P3.91

64*128 dots/module
250*500mm Panel
500*500mm
500*1000mm
Indoor&Outdoor Display



P4.81

52*104 dots/module
250*500mm Panel
500*500mm
500*1000mm
Indoor&Outdoor Display

Pixel pitch	2.604mm	2.976mm	3.91mm	4.81mm
Pixels per cabinet	192*192(H*V) 192*384(H*V)	168*168(H*V) 168*336(H*V)	128*128(H*V) 128*256(H*V)	104*104(H*V) 104*208(H*V)
LED lifetime	100,000(Video-50% brightness)			
Brightness	≥1000nits			
Module size	250*500mm			
module resolution	96*96dots	84*84dots	64*64dots	52*52dots
Refresh rate	1920~3840Hz			
Hor.viwing angle	160°+/-5°(@50% brightness)			
Ver.Viewing angle	140°+/-5°(@50% brightness)			
Brightness uniformity	>98%			
Dimming	0-100%			
Grey Level	14bits			
Avg Power consumption	350w/m ²	320w/m ²	300w/m ²	280w/m ²
Max power consumption	680w/m ²	640w/m ²	620w/m ²	600w/m ²
Operation power voltage	100-240v/50-60Hz			
Operation temperature	-10°C to +40°C/14°F to 104°F			
Operational humidity	10-80%			
IP rating	IP54 For indoor,IP65 For Outdoor			
Dimensions	500*500*85mm 500*1000*85mm			
Weight/Tile	12kg/27.55lbs			
Serviceability	Front and back service			
Certifications	CE,UL,FCC ClassA,RoHS			