


LEDSELL

The All-purpose Exhibition & Multifunctional LED Panel

LEDSELL is compatible with both **55mm and 62mm frame systems**, allowing customers to easily construct their stand from frames they already own.


In addition to exhibition use, it has a variety of features and is capable of different applications such as xR solution, rental, fixed installation, floor use etc.



Specifications

LEDSHELL	LS 3.875	LS 2.58	LS 1.93	LS 1.55
Pixel Pitch	3.875mm	2.58mm	1.9375mm	1.55mm
Max Brightness Calibrated	1500nits	1500nits	1500nits	1500nits
Panel Dimension	496mm x 496mm x 55mm /62mm			
Panel Resolution (H x V)	128 x 128	192 x 192	256 x 256	320 x 320
Panel Weight	8.2kg	8.2kg	8.2kg	8.2kg
Power Consumption Max / Average	180W / 90W	160W / 80W	160W / 80W	160W / 80W
BTU Max / Average	615 / 280	545 / 250	545 / 250	545 / 250
Transparency	Solid	Solid	Solid	Solid
Serviceability	Front / Rear	Front / Rear	Front / Rear	Front / Rear
Curving (Concave & Convex)	Concave 5°~Convex 5°	Concave 5°~Convex 5°	Concave 5°~Convex 5°	Concave 5°~Convex 5°
Max. Hanging (panels)	20	20	20	20
Max. Stacking (panels)	12	12	12	12
LED Configuration	SMD1010 Black	SMD1010 Black	SMD1010 Black	SMD1010 Black
Viewing Angle Horizontal	140°	140°	140°	140°
Viewing Angle Vertical	140°	140°	140°	140°
Scan Ratio	1/16	1/16	1/16	1/16
Refresh Rate	7680Hz	7680Hz	7680Hz	7680Hz
Gray Scale	15bit	15bit	15bit	15bit
Frame Material	Magnesium Alloy	Magnesium Alloy	Magnesium Alloy	Magnesium Alloy
Processing Platform	NOVA / Brompton	NOVA / Brompton	NOVA / Brompton	NOVA / Brompton
IP Rating	Indoor/outdoor	Indoor/outdoor	Indoor/outdoor	Indoor/outdoor

LEDSHEEL is compatible with Aluvision and Bematrix 496 frame.




Removable corner block:

1. Without corner block, super thin cabinet 38.5mm;
2. +corner block, cabinet thickness 55mm, match Aluvision 55mm 496 frame;
3. +7mm spacer + corner block, cabinet thickness 62mm, match Bematrix 62mm 496 frame.



Slide block can move M6 and M8 hole.
M6 screw hole use to connect 55mm frame;
M8 screw hole use to connect 62mm frame.

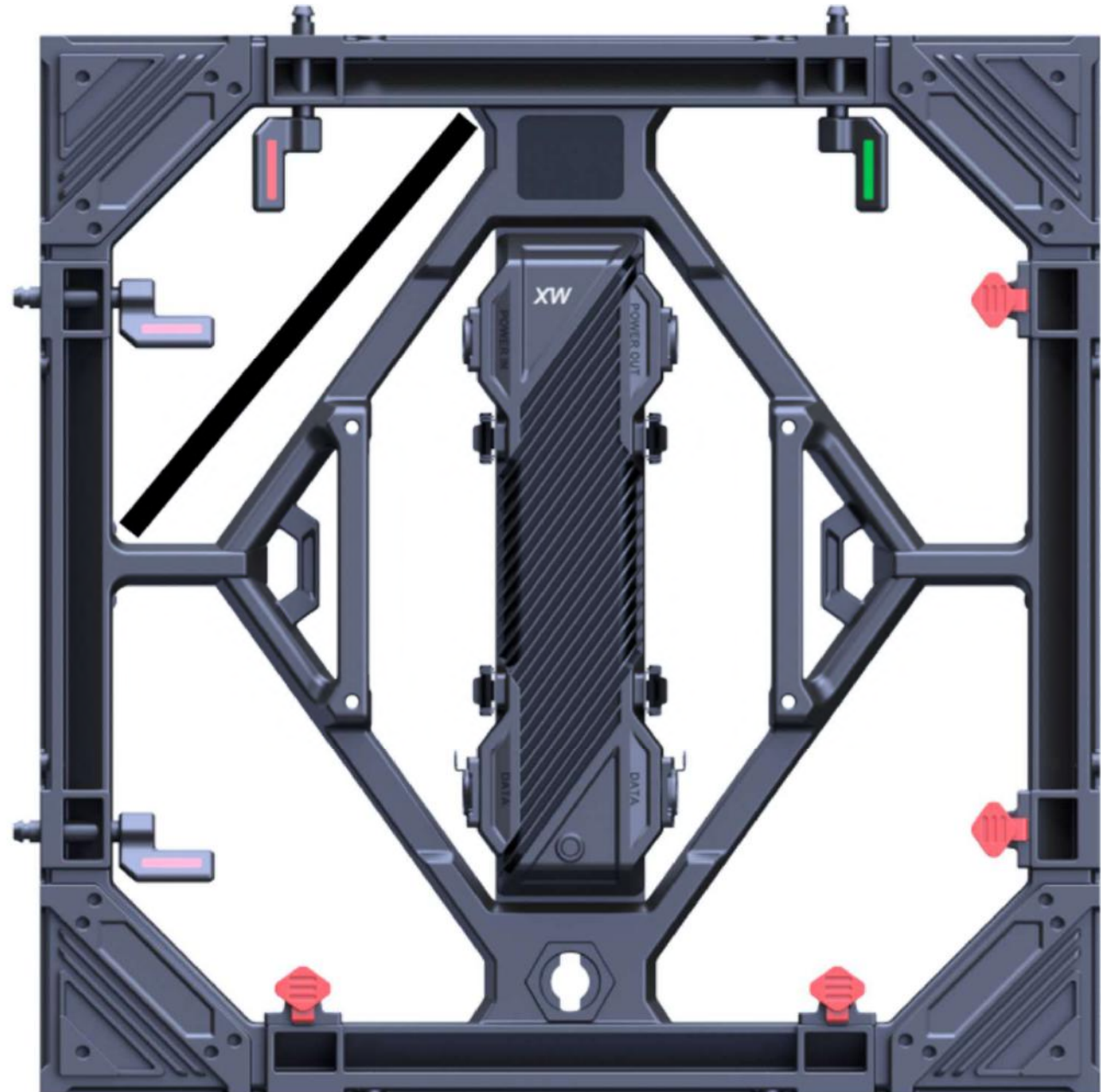
SEG slot




Front maintenance.



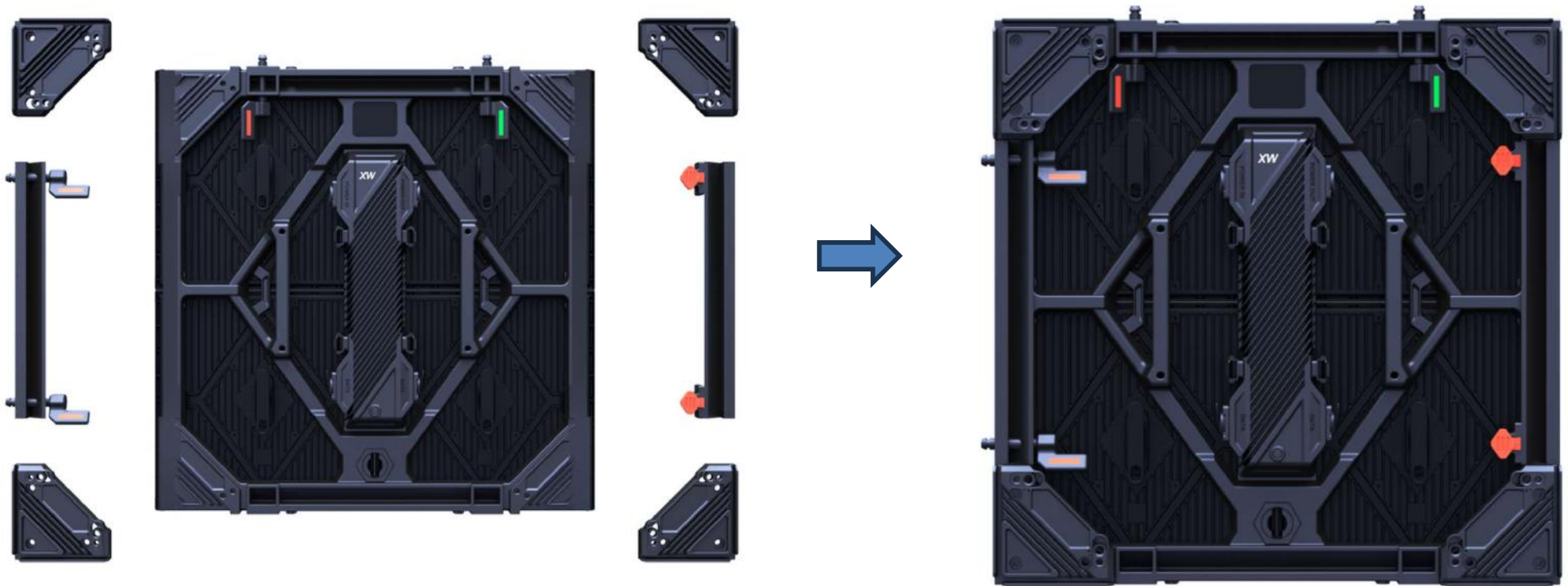
IM rear maintenance.




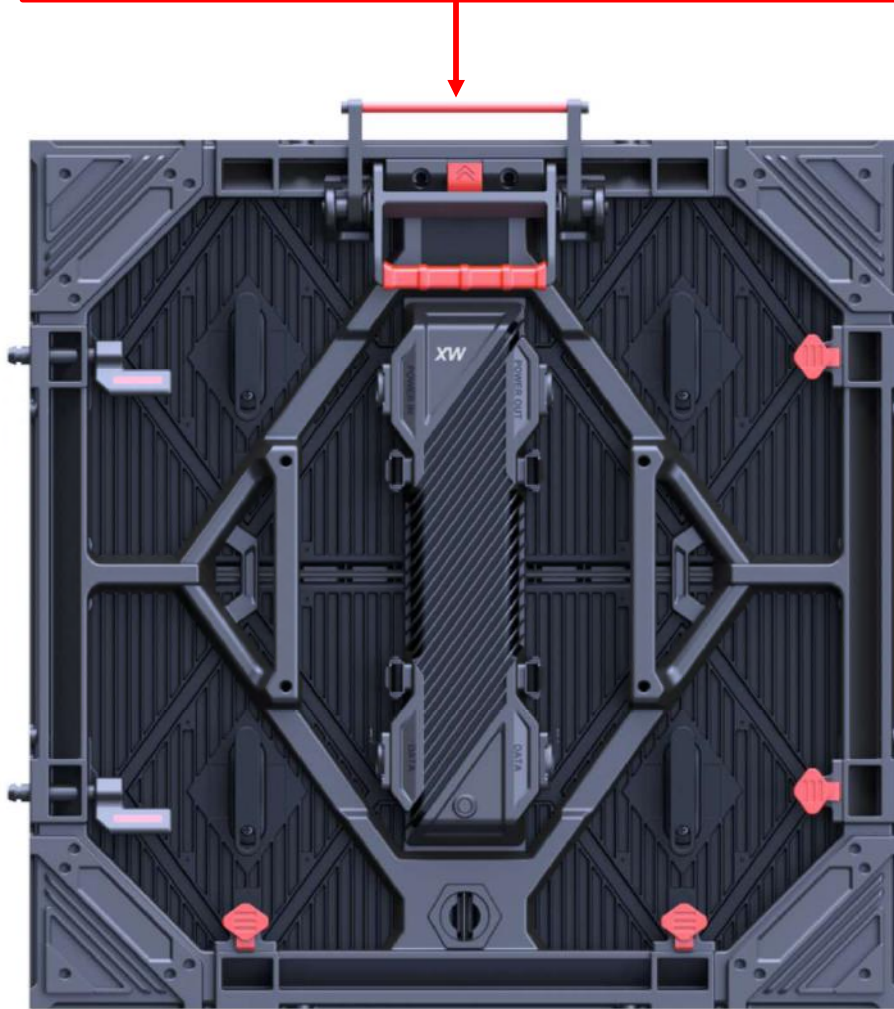
Cabinet can be easily change to 90degree corner.



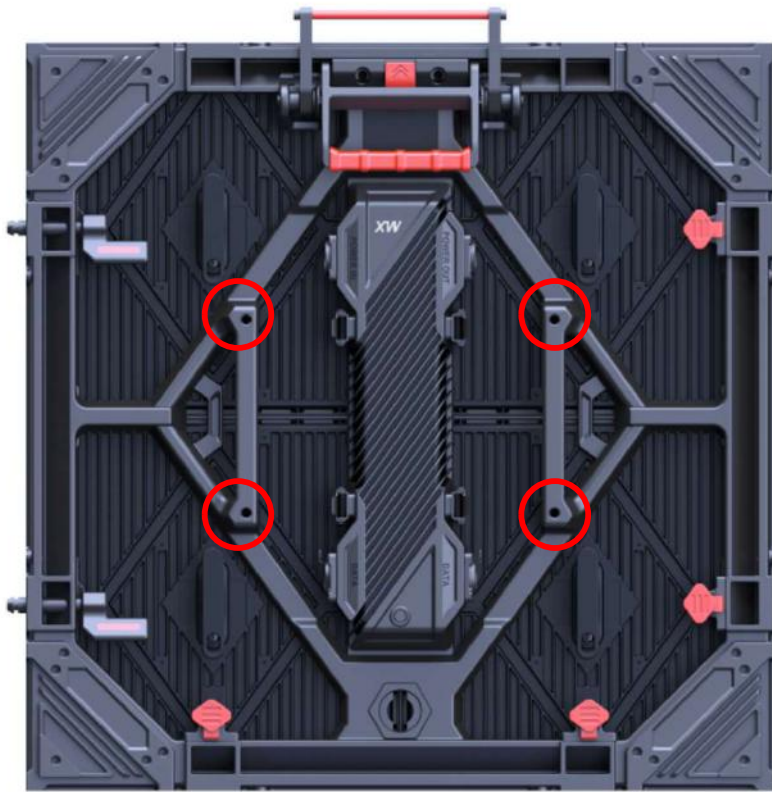
90degree cut cabinet can easily recover to normal frame with add on parts:



For rental use, can change to this top lock, operate easily and conveniently.



Screen tree:



+




=



SUMMARY:

- Super light weight, Magnesium frame, 8.2kg/pc;
- Decrease cost of production;
- 1 mold with many variations;
- Easier installation;
- Stronger frame design;
- Less components;
- Better performance on flatness.
- Corner fill function;
- Safety lock indication;
- 38.5mm,55mm,62mm thickness adjustment;
- SEG slot separation;
- Back cover function;
- Aluvision 55mm M6 bolt compatible;
- Bematrix 62mm M8 bolt compatible.



More functions are under development.....