



## IR H Series

500/1000


P2.6 P2.9 P3.91 P4.81

### Dual Service Frontal Rear Rental LED Display

ultra-lightweight and space saving, with a number of core technologies.  
Innovative structural design, Seamless Display and Visual  
Effects, Support Right Angle Installation

## 1000W Series Rental LED Screen

500/1000 Series Rental LED Display New design incorporates many aesthetic elements, adopts High strength die-casting aluminum, only 7.5kg per cabinet. better performance with high definition visual display.



IP65 Protection



Thin Cabinet



Fast-assembly



High Refresh Rate



High Contrast



Front/Rear Service




Gray Scale 16bit



Wide Viewing Angle

## Lightweight and Thin

Portable and good stability with weight of 7.5kg/cabinet and thickness of 80mm.the feature of lightweight make the LED display is easy to carry, transport and install, saving good amount of money on your labor costs.




## Perfect Structure

has the domestic top design team,the design innovation has its own unique philosophy,with a number of core technologies. Innovative structural design,avant-garde body lines,give you extraordinary experience




## Support Right Angle Installation

Supports 90° right angle LED display installation to meet some special buildings and applications.



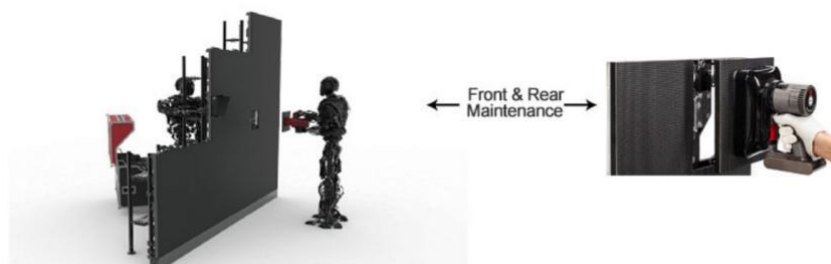
## Detachable Back Cover

Adopts Optimized Control Box with Quick removable without any tools optional. the back box (includes power supply and control cards) is removable quickly for replacement and maintain.




## Front & Rear Maintenance

500 Series Rental LED Display is dual maintenance product, not only 100% front accessible but also can do rear service..The LED panels are magnetic and can be removed by tools from front side in 5 seconds. easy and convient, save you cost and labor



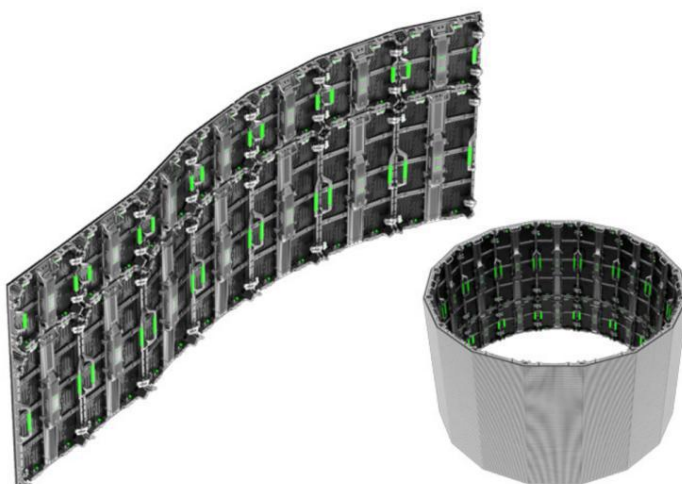
## Seamless Display and Better Visual Effects

High precision aluminum cabinet frame make seamless splicing image and video display, offering you the perfect visual experience you desire from any angles. The picture quality confronts viewers with an entirely new sensory experience.



## Curved Installation

In order to meet the various aspects of the LED screen field. 500/1000 series led display design for Curved Installation. Curved with every 2.5° between -10° and 10°, which can make convex and concave.



## Multi Installation Way of Cabinet


Support 3 installation ways of cabinet with hanging installation, concave& convex installation, stack installation.



Hanging installation



Concave & Convex



Stack installation




## Products



### P2.604

96\*96 dots/module  
250\*250mm Panel  
500\*1000mm  
Indoor Display



### P2.976

84\*84 dots/module  
250\*250mm Panel  
500\*1000mm  
Indoor Display



### P3.91

64\*64 dots/module  
250\*250mm Panel  
500\*1000mm  
Indoor Display



### P4.81

52\*52 dots/module  
250\*250mm Panel  
500\*1000mm  
Indoor Display

## IR H Series Parameters

Item	P2.6	P2.9	P3.91	P4.81
Pixel Pitch	2.604mm	2.976mm	3.91mm	4.81mm
LED Type	SMD2020	SMD2020	SMD2020	SMD2020
Module Resolution	96dots x 96dots	84dots x 84dots	64dots x 64dots	52dots x 52dots
Driving Mode	1/24scan	1/21scan	1/16scan	1/13scan
Module Pixels	96 x 96dots	84 x 84dots	64 x 64dots	52 x 52dots
Module Size(mm)	250 x 250	250 x 250	250 x 250	250 x 250
Cabinet Size(mm)	500 x 500/1000	500 x 500/1000	500 x 500/1000	500 x 500/1000
Cabinet Resolution(dots)	192 x 192/384dots	168 x 168/336dots	128 x 128/256dots	104 x 104/208dots
Pixel Density(dots/m²)	147,456	112,896	65,536	43,264
Minimum Viewing Distance	≥2.6m	≥2.9m	≥3.9m	≥4.8m
Brightness	≥800nits	≥800nits	≥800nits	≥800nits
IP Grade	IP43	IP43	IP43	IP43
Refresh Rate	1920Hz~3,840Hz	1920Hz~3,840Hz	1920Hz~3,840Hz	1920Hz~3,840Hz
Gray Scale	12~16bits	12~16bits	12~16bits	12~16bits
Viewing Angle	160°/160°	160°/160°	160°/160°	160°/160°
Maximum Power Consumption	800(W/m²)	800(W/m²)	800(W/m²)	800(W/m²)
Average Power Consumption	240(W/m²)	240(W/m²)	240(W/m²)	240(W/m²)
Inout Voltage	AC110V~AC220V 50Hz/60Hz	AC110V~AC220V 50Hz/60Hz	AC110V~AC220V 50Hz/60Hz	AC110V~AC220V 50Hz/60Hz
Operating Temperature	-20℃~60℃	-20℃~60℃	-20℃~60℃	-20℃~60℃
Operating Humidity	10%~90%	10%~90%	10%~90%	10%~90%
Cabinet Material	Die-casting Aluminum	Die-casting Aluminum	Die-casting Aluminum	Die-casting Aluminum
Cabinet Weight	7.5kg/panel	7.5kg/panel	7.5kg/panel	7.5kg/panel
Operating System	Windows (Win7,Win8,etc.)	Windows (Win7,Win10,etc.)	Windows (Win7,Win10,etc.)	Windows (Win7,Win10,etc.)
Signal Source Compatibility	DVI,HDMI1.3,DP1.2,SDI,HDMI2.0,etc	DVI,HDMI1.3,DP1.2,SDI,HDMI2.0,etc	DVI,HDMI1.3,DP1.2,SDI,HDMI2.0,etc	DVI,HDMI1.3,DP1.2,SDI,HDMI2.0,etc