

Parameters

Parameters	CP2.5	CP2	CP1.8
LED type	Black SMD1515	Black SMD1515	Black SMD1515
Pixel pitch (mm)	2.5	2	1.86
Panel dimensions (W*H, mm)	320×480×55	320×480×55	320×480×55
Panel resolution	128x192	160x240	172x258
Pixel weight (kg)	2.3	2.4	2.5
Module size (W*H, mm)	320×160	320×160	320×160
Brightness (nit)	500	500	500
Refresh rate (Hz)	3840	3840	3840
Grayscale (bit)	14	14	14
Viewing angle (H/V, °)	160/140	160/140	160/140
Power consumption (max./avg., W/m²)	330/110	325/108	320/107
Storage temperature (°C)	- 40~ + 60	- 40~ + 60	- 40~ + 60
Operating temperature (°C)	- 10~ + 40	- 10~ + 40	- 10~ + 40
Storage humidity (RH)	10 % ~85 %	10 % ~85 %	10 % ~85 %
Operating humidity (RH)	10 % ~80 %	10 % ~80 %	10 % ~80 %
IP rating	IP40/IP21	IP40/IP21	IP40/IP21
Certificate	CCC, FCC, ETL, CE, RoHS		


\*Note: It is normal for the power consumption to fluctuate within ±15% due to the influence of the brightness of different batches of lamps. Please refer to the actual situation.

Shenzhen Kmtekled Photoelectricity Co,ltd. reserves the right to modify product design, specificaions, and parameters without further noticePhotos are used for lustration purpose only as products may diler from these photos. Allrights reserved by Shenzhen Kmtekled Photoelectricity Co,ltd

Shenzhen Kmtekled Photoelectricity Co.,ltd

<http://www.kmtekled.com> Tel : 0755-27648736

4th Building, The 2nd Inudstry Park Of Nangang,  
Songbai Rd 1026, Xili, Nanshan, Shenzhen, China




FI6 CP1 Series

CP2.5/CP2/CP1.8



## FI6 CP1 Series

CP2.5/CP2/CP1.8



**Ready-to-use panel**  
Integrated product design



**Vivid performance**  
High refresh rate, high grayscale



**Flexible splicing**  
Disassemble panel for size adjustment



**Magnetic installation**  
Full front maintenance with vacuum tools

## Ready-to-Use LED

Superior Quality/ Worry-Free/ Safe & Secure

VS

## On-Site Assembly LED

Inferior Quality/Troublesome/ Hidden Dangers

### Superior Quality

- Excellent product design
- Reliable raw material
- Standard manufacturing process
- Quality control throughout the whole manufacturing process
- Extraordinary visual effect



### Worry-Free

- Ready-to-Use Panel
- Quick Installation
- One-Stop Standard Solution
- Global Service and Long Term Warranty



### Safe & Secure

- Safe and Trustworthy
- Certification
- Professional Installation & Maintenance Services



### Inferior Quality

- Crude product design
- Poor raw material
- Non-standard manufacturing process
- No strict quality control
- Terrible visual effect




### Troublesome

- On-Site Assembly
- Complicated Installation
- Non-Standard Solution
- Unreliable After-Sales Service



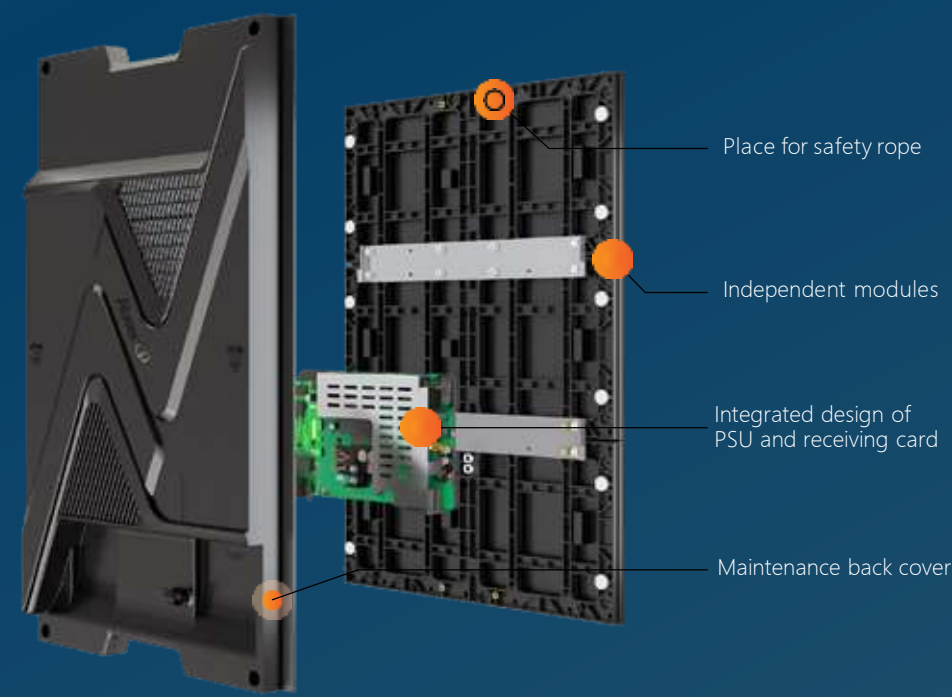
### Hidden Dangers

- Great Security Risks
- No Certification
- Non-Standard Installation & Maintenance Services




# Ready-to-use panel with superior quality

Adopting an all-in-one design, the product including Kmtekled -branded PSU and receiving card. Ready-to-use panel, no need for secondary assembly, and the screen Batness is better. All accessories with superior quality are supplied from Kmtekled -factory.



# Neat wiring design

Simple data and power cable cascade design.



# Vivid, accurate and stable display

3840 high refresh rate, no scan lines for taking pictures.  
Supporting high grayscale display at low brightness for true-to-nature colors.



3840 high refresh rate  
(Pictures taken without scanning lines)



High grayscale  
(Clear details)




Low refresh rate  
(Pictures taken with scanning lines)



Low grayscale  
(Missing details)

# Disassemble panel for flexible splicing

The disassemble panel can be connected vertically with standard panels to allow for flexible screen size adjustment.



Splicing with standard panels

Standard panels and disassembled panels can be connected together vertically

\*320x320mm back covers are optional

# Magnetic installation with steel structure

Easy installation of large screen with Magnetic installation scheme.



**Installation efficiency increased by 30%**  
Lower installation costs effectively



**Safety rope (Optional)**  
For additional security in installation & maintenance





**Recommended height of LED wall: 6m or less**  
Steel structure suitable for most scenarios

# Full front maintenance

CP Series supports full front maintenance with vacuum tools for easy operation and assembly, requires no special maintenance channels.



# For Main Application Scenarios of Commercial Display



## Safe and Stable

Standard manufacturing process and a number of quality tests ensure safe operation of CP series



### Reliable raw material

High quality LED lamp , power box and other accessories



### Standard manufacturing process

Adhere to standard manufacturing process to ensure product quality



### Quality control throughout the whole manufacturing process

18 monitoring links  
29 operation processes  
33 recording links  
2285 inspections and tests



### Certifications

FCC, ETL, CE, RoHS  
China Compulsory Certification  
Energy Conservation Certification  
Pass performance/ blue light hazard/ photobiology test, etc.



### Long service life

Pursue precision and high quality  
Energy efficiency, long service life



### Save operating cost

Stable product quality  
Low operational risks  
Low operating and maintenance costs

And More Application Scenarios

# Professional service, best experience

Kmtekled has built up a global network , able to provide prompt and professional local services.

## Kmtekled service ability

### Comprehensive support

Enjoy 1-year warranty, support up to 1-year extended warranty, lifetime maintenance, and enjoy 10+ items of professional service solutions to help you solve problems

### Global coverage

500+ Kmtekled certified partners, 3000+ Kmtekled certified engineers, covering most of the global market, the global service network is continuing to expand vigorously

### Multiple service channels

Providing service via multiple channels such as Hot line, WeChat, WhatsApp, E-mail and official website to quickly take care of service requirements

### 24/7 response

24/7/365 available, quick response in 10 seconds

### One-stop service,

Enjoy exclusive and professional service in the whole process of pre-sales, sales and after-sales

## Kmtekled service philosophy

Initiative	Proactive care and return visits, regular touring inspection services for customers
Efficiency	Kmtekled customer service center responds within 10 seconds, intelligently match the best local service resources, and enjoy a fast service experience
Standardization	Comprehensive service engineer training system, ACE professional training and certification, ACP professional certification; establishing customer's product files and record the entire service process
Thoughtfulness	Longer warranty, worry-free quality

### Service time ( GMT+8 )

7X24 hours online service

